

saba[®]

Now part of Cornerstone

What's New

**Cornerstone Classroom | Release 8.5.19
(Update 54) | Nov 2022**

Published: 09/30/2022

Part Number: SMWN-SM8519-1

Contents

Limitations on Warranties and Liability.....	v
Change log.....	vii
New features at a glance.....	viii
New features at a glance.....	viii
Chapter 1: What's New in Cornerstone Classroom 8.5.19.....	9
New product names.....	10
Third-party support changes.....	10
Express client now indicates AppShare control.....	10
Express client now displays AppShare host's mouse pointer and name to participants.....	11
Launch App-based Agenda Builder from the Create agendas page.....	12
Participants can now change their display name.....	13
Allow ejected users to rejoin an event.....	16

Notice

Limitations on Warranties and Liability

Saba Software, Inc. reserves the right to make changes in information contained in this document without notice.

In no event shall Saba or its suppliers be liable for any damages whatsoever (including, without limitation, damages for loss of business profits, business interruption, loss of business information, or any other pecuniary loss) arising out of or relating to this documentation or the information contained in it, even if Saba has been advised of the possibility of such damages and whether arising from tort (including negligence), breach of contract or otherwise.

This document may only be reproduced and distributed in whole for use by licensed users. No part of this document may be reproduced in any form for any other purpose without the prior written consent of Saba Software, Inc.

The software described in this documentation is copyrighted and is confidential information and a proprietary product of Saba Software, Inc.

U.S. GOVERNMENT RESTRICTED RIGHTS. If licensee is the United States Government or any contractor thereof, all licenses granted in the License Agreement accompanying this product are subject to the following: (i) for acquisition by or on behalf of civilian agencies, as necessary to obtain protection as "commercial computer software" and related documentation in accordance with the terms of this Commercial Software Agreement as specified in 48 C.F.R. 12.212 of the Federal Acquisition Regulations and its successors; (ii) for acquisition by or on behalf of units of the Department of Defense ("DOD") as necessary to obtain protection as "commercial computer software" and related documentation in accordance with the terms of this commercial computer software license as specified in 48 C.F.R. 227-7202-2 of the DOD F.A.R. Supplement and its successors.

Saba and the Saba logo are registered trademarks of Saba Software, Inc. and Saba product names are the trademarks of Saba Software, Inc. All other product names mentioned in this manual are the property and may be trademarks or registered trademarks of their respective owners, and are used for identification purposes only.

© 2022 Saba Software, Inc. All rights reserved.

Change log

The following table summarizes the list of changes introduced in a particular version of this document.

Table 1: Summary of changes

Version	Date	Change description	Functional area	Feature
1.0	3-Oct-2022	Initial version	N/A	N/A

New features at a glance

The following table summarizes the list of features introduced in the November 2022 release and their potential impact on your environment.

- **On by default** does not necessarily imply that the feature is immediately available to your users. It may require a user with an appropriate administrator role to turn on applicable functionality, settings, and so on.
- **NEW** indicates a new feature introduced in this update. Others are enhancements or changes to the existing functionality.

New features at a glance

Feature	On by default?	Admin setup required	Support ticket required	Affected audience
New product names NEW				All
Third-party support changes				All
Express client now indicates AppShare control				Participant
Express client now displays App-Share host's mouse pointer and name to participants				Participant
Launch App-based Agenda Builder from the Create Agenda page NEW				Content Manager
Participants can now change their display name NEW				Participant
Allow ejected users to rejoin the event				Participant Presenter

Chapter 1

What's New in Cornerstone Classroom 8.5.19

Topics:

- [New product names](#)
- [Third-party support changes](#)
- [Express client now indicates AppShare control](#)
- [Express client now displays AppShare host's mouse pointer and name to participants](#)
- [Launch App-based Agenda Builder from the Create agendas page](#)
- [Participants can now change their display name](#)
- [Allow ejected users to rejoin an event](#)

This release for Cornerstone Classroom contains the following new features, enhancements, and changes.



Attention: To view and use any new or enhanced client-side features, it is mandatory to upgrade your Cornerstone Classroom client.

Cornerstone SBX also includes additional new features and enhancements for Meeting Administrators in a Cornerstone SBX - Cornerstone Classroom integrated environment. For details, refer to the Cornerstone SBX *What's new* in [online community](#).

New product names

In this update, you will notice that the product names have changed. This change is part of the overall re-branding activity that aims to align our product lines across Cornerstone OnDemand. The major product name changes are:

Table 2: Product name changes

Old Product Name	New Product Name
Saba Meeting	Cornerstone Classroom
Saba or Saba Cloud	Cornerstone SBX

The change in product names is also associated with a change in product logos and related imagery across these product lines.

Third-party support changes

In this update, the following third-party software is now supported for Cornerstone Classroom clients:

Table 3: Third-party support changes

Type of Software	Previously supported version	New version
Java (App client)	AdoptOpenJDK 11.0.13_8 (bundled with Cornerstone Classroom App)	AdoptOpenJDK 11.0.16_8 (bundled with Cornerstone Classroom App)

Express client now indicates AppShare control

Prior to this update, the **Attendees** panel in the Express client did not display any indication about the person who had the AppShare control in a session.

In this update, the Express client now visually indicates the person who has AppShare control in the session. The **Attendees** panel in the Express client displays a blue colored icon beside the name of the person who has AppShare control.

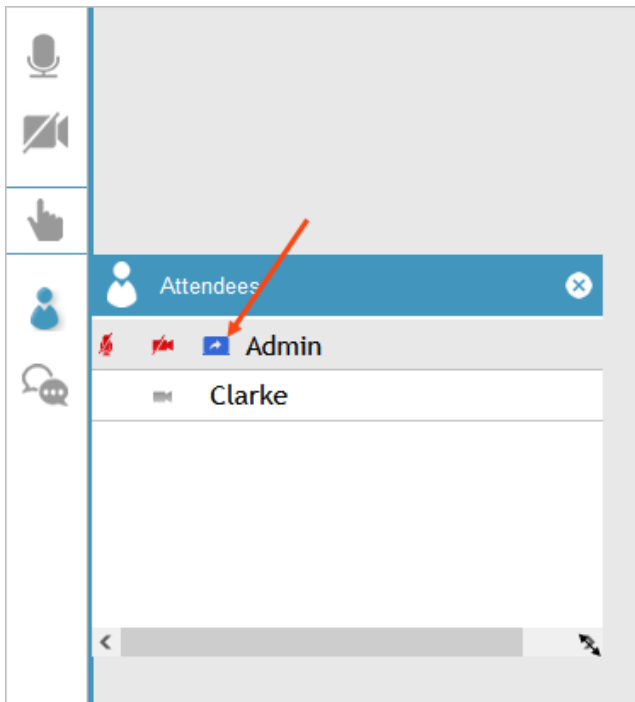


Figure 1: Express client indicates AppShare control

Express client now displays AppShare host's mouse pointer and name to participants

Prior to this update, when an App client user performed AppShare, the Express client users could only see a small black dot that indicated the position of the mouse pointer of the AppShare host.

In this update, when an App client user performs AppShare, the Express client users in that event can now see the AppShare host's mouse pointer and the name of the host on the pointer.

Note: By default, the ability to display the AppShare host's name on the mouse pointer is disabled. To enable the name display, submit a request. For more details, contact Support.

Limitation

Currently, when an Express client user performs AppShare, the AppShare host's name is not displayed on the mouse pointer to other App and Express client users.

Launch App-based Agenda Builder from the Create agendas page

Prior to this update, Content Managers could launch only the legacy Agenda Builder from the **Create agendas** page in the Management Server. They had no option to launch the App-based Agenda Builder as it could be launched only from inside an event in the App.

This update enhances the **Create agendas** page in the Management Server such that Content Managers can now launch only the App-based Agenda Builder instead of the legacy Agenda Builder from this page using the new **Launch Agenda Builder** button. With this enhancement, you can create an agenda independent of an event; that is, you no longer need to launch an event first to open the Agenda Builder.

Important: The legacy Agenda Builder has been deprecated in this update. You can no longer launch the legacy Agenda Builder from the Management Server to create a new agenda. However, if you already have it installed, then you can continue to access it as before. If you have built an agenda using the legacy Agenda Builder and saved it as a .SAZ file, then you can open the agenda using the App-based Agenda Builder and edit it.

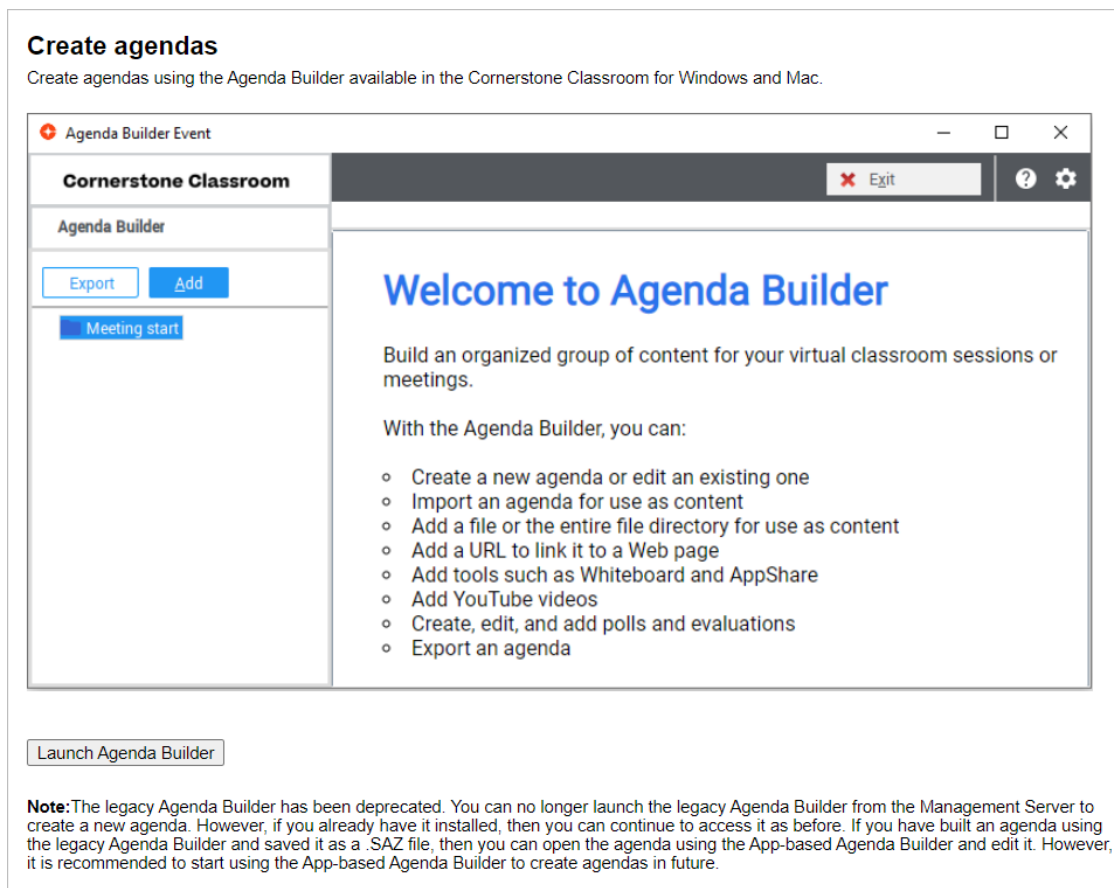


Figure 2: Launch App-based Agenda Builder from the Create Agenda page

Clicking the **Launch Agenda Builder** button opens the App-based Agenda Builder and displays the Welcome page.

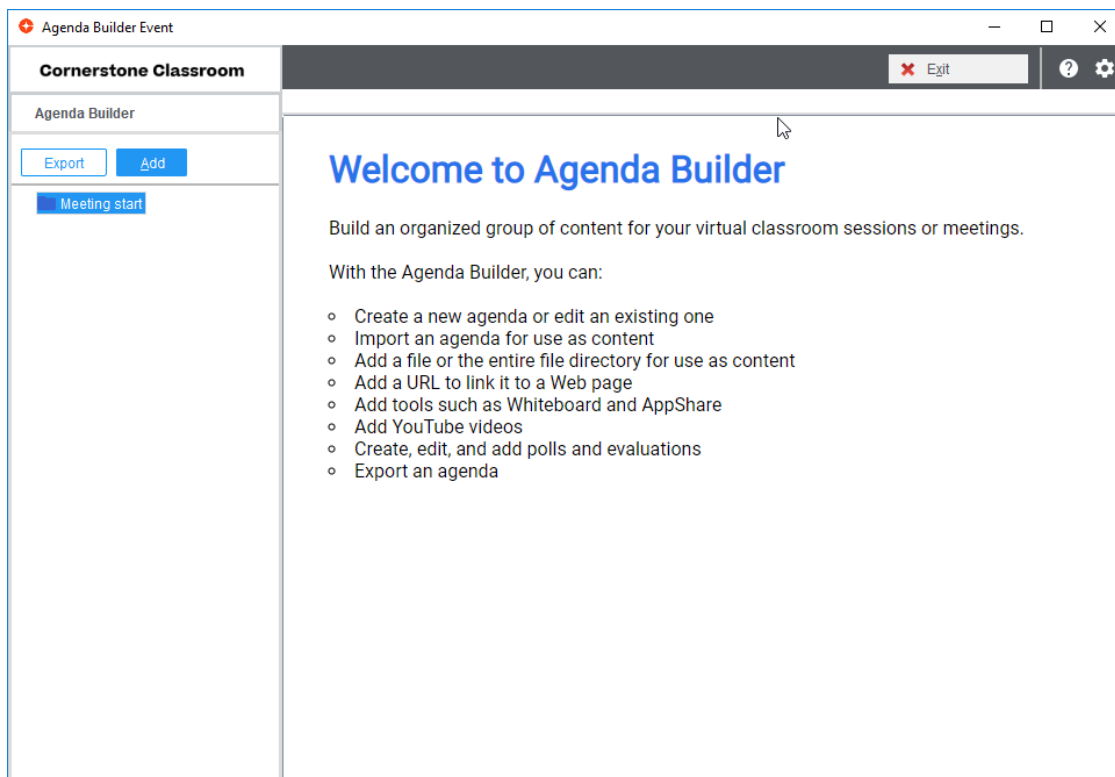


Figure 3: App-based Agenda Builder Welcome page

Click the **Add** button to add the required agenda contents and then click the **Export** button to export and save the agenda locally.

Note: If the App-based Agenda Builder remains inactive for 60 minutes, then it displays a warning message for 60 seconds with a **Continue** button. Click **Continue** to continue working on your current agenda. If you do not take any action, then the App-based Agenda Builder proceeds with the logout after 60 seconds. Before logging you out, the current agenda is saved in the local Cornerstone Classroom directory and the Agenda Builder session closes automatically.

Participants can now change their display name

Prior to this update, only leaders and co-presenters had the option to change the display name of participants in a session.

In this update, participants now have the ability to change their own display name in a Cornerstone Classroom session. However, they cannot change the display name of any other participant or presenter in the session. The display name change is only temporary, and it only lasts during the session or until the display name is changed again. The text chat log also includes the appropriate display name of a participant at the time the message was sent.

Note: This enhancement is applicable to both App and Express client participants.

To change your display name, right-click your name in the **Attendees** panel and click **Change display name**. Specify the new display name in the **New Name** field, and click **OK**.

The following figures show the option to change the display name for participants in App client.

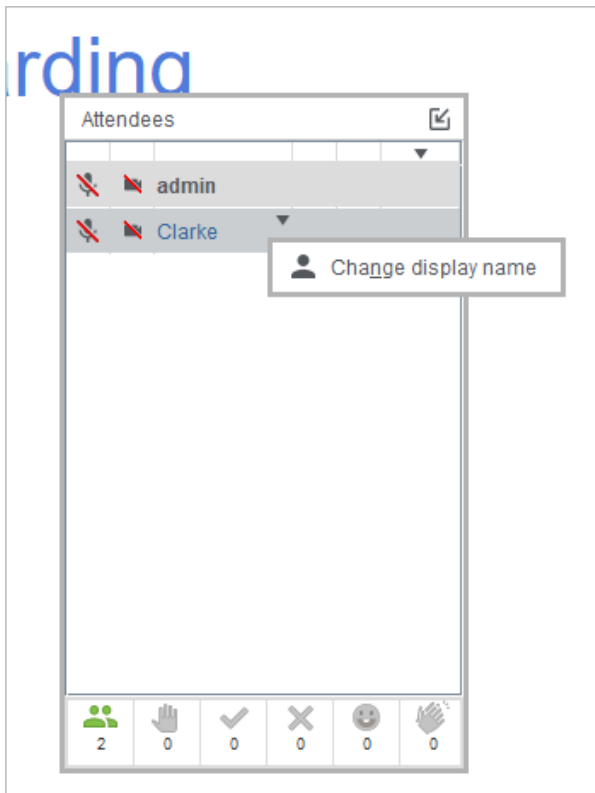


Figure 4: Change display name context menu in the App

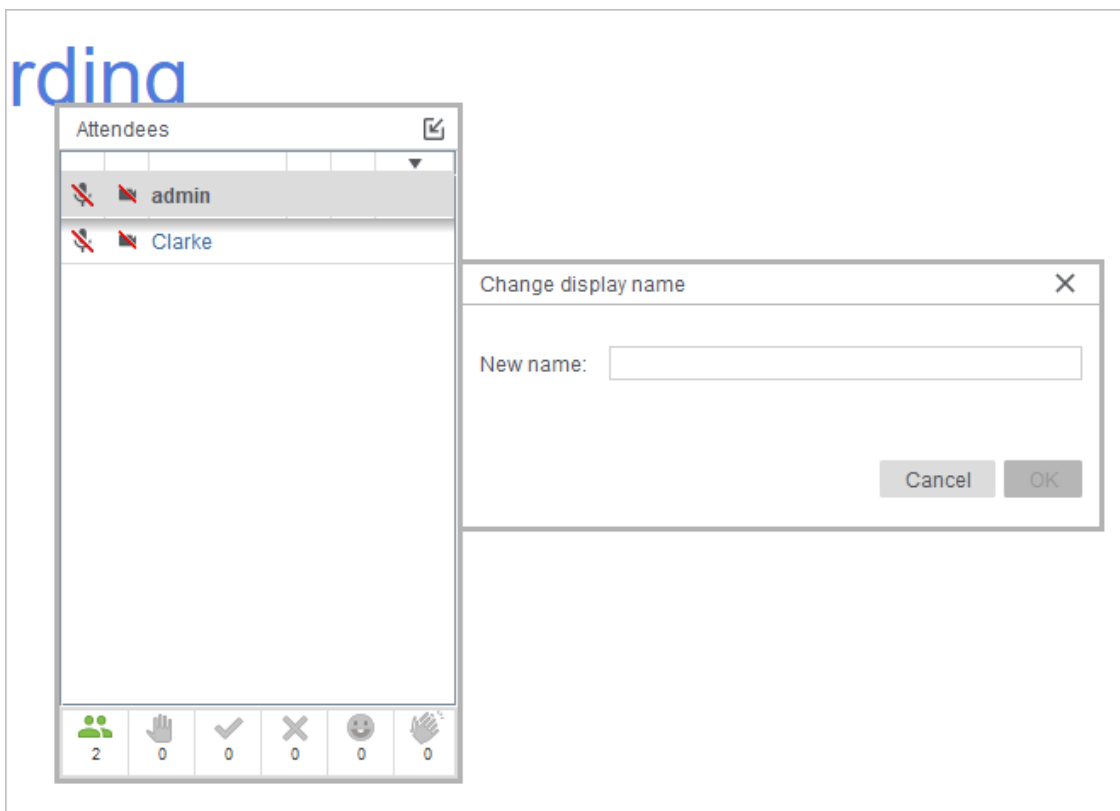


Figure 5: Change display name dialog box in the App

The following figures show the option to change the display name for participants in Express client.

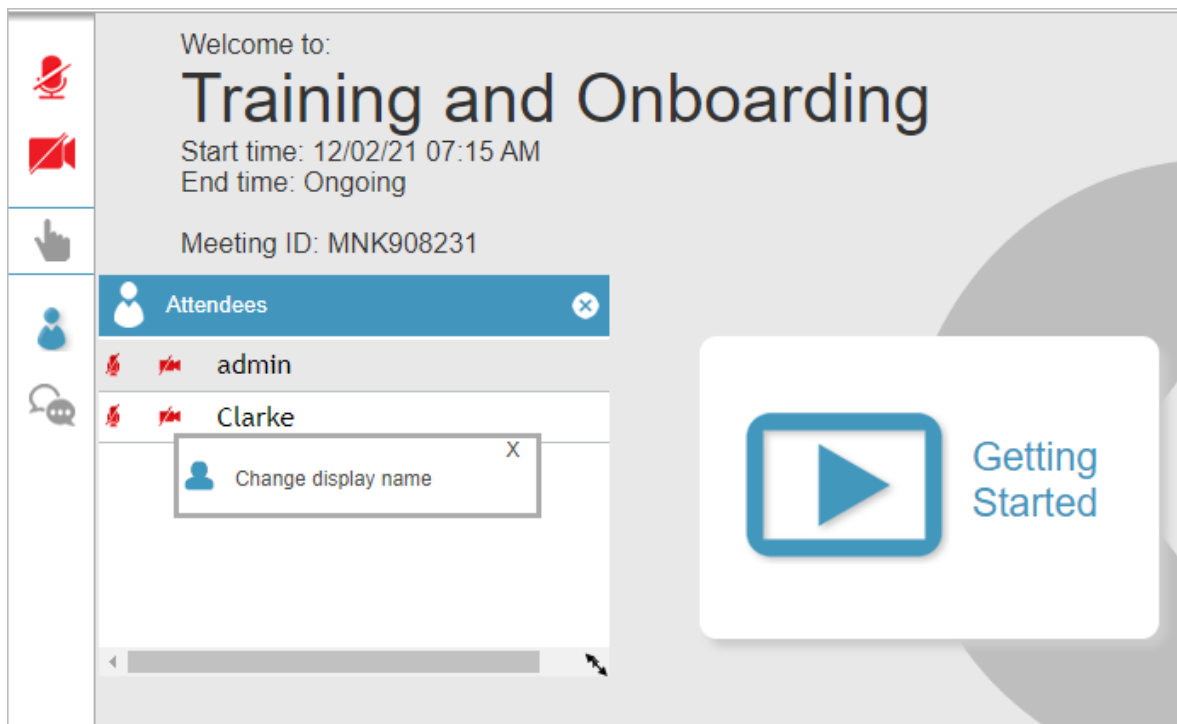


Figure 6: Change display name context menu in the Express client

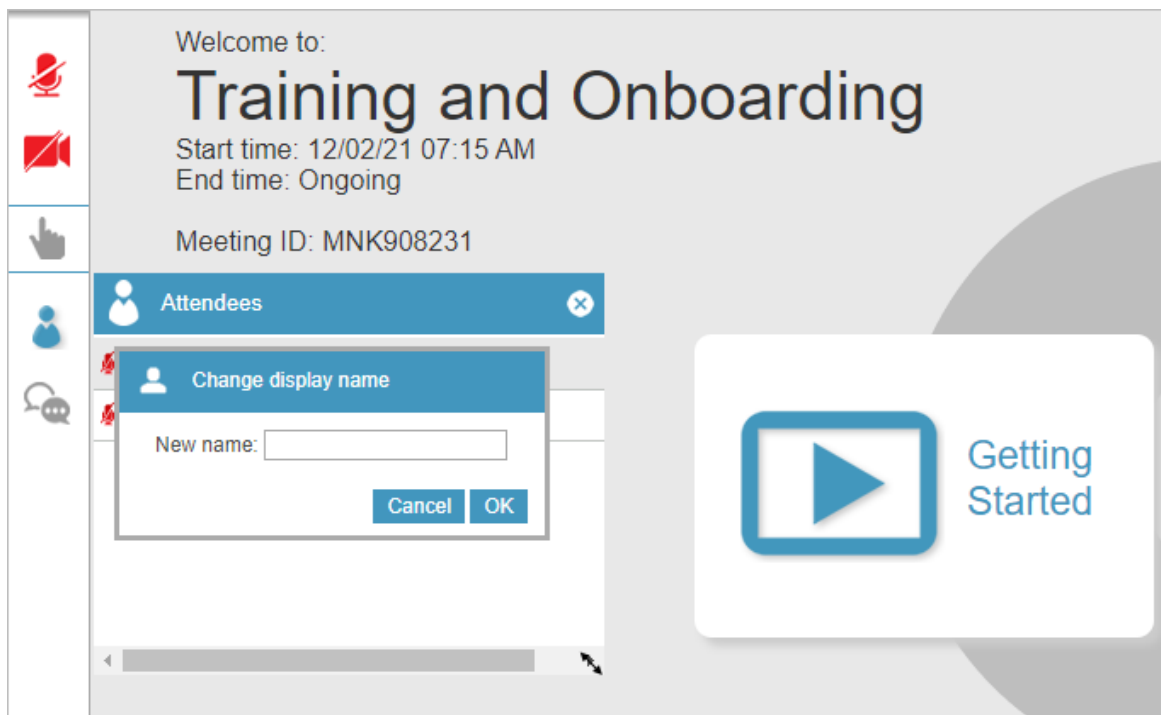


Figure 7: Change display name dialog box in the Express client

Allow ejected users to rejoin an event

Prior to this update, participants and presenters who were ejected from an event by the event leader, were not allowed to rejoin the event.

This update now allows participants and presenters who were ejected from an event by the event leader to rejoin the event if the event leader or presenter allows them to do so.

Now, when an ejected user attempts to rejoin the event, the App launches and pauses with a dialog box indicating that they need to wait until the event leader or presenter approves their request to rejoin.

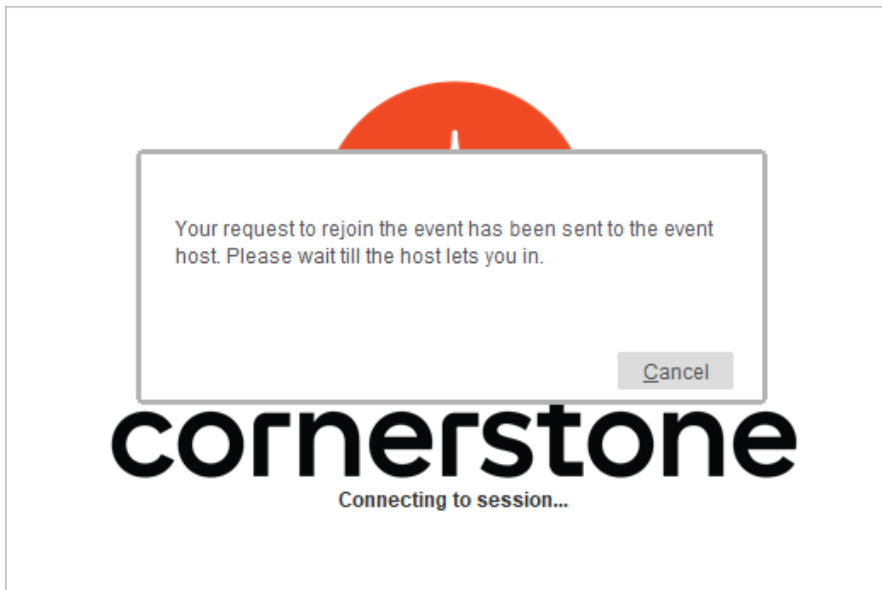


Figure 8: Message shown to the user while rejoining the event

The user's request to rejoin the event is displayed to all presenters in the event simultaneously.

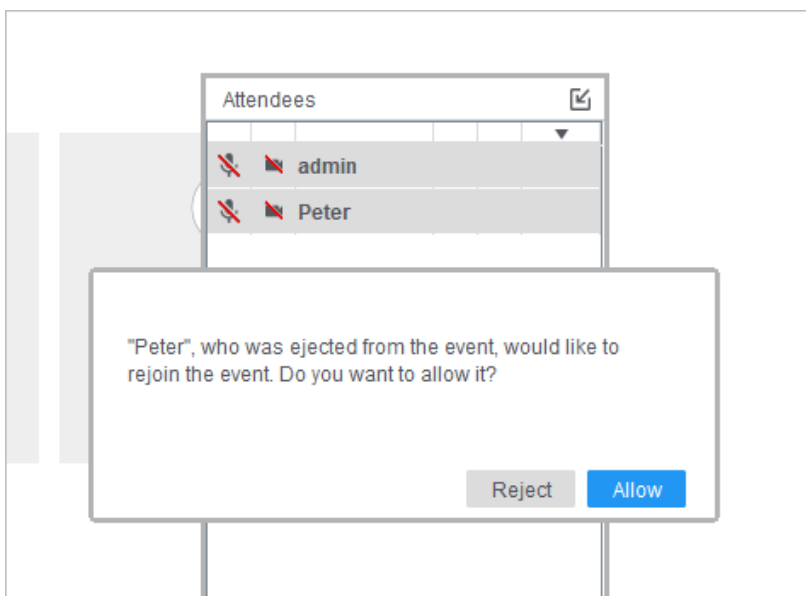


Figure 9: Rejoin request message shown to the event leader or presenters

Any presenter can either approve or reject the user's request.

- When a presenter approves the request, the ejected user can login to the event and the dialog boxes shown to all presenters are removed.
- When neither the presenters nor the ejected user perform any action (inactivity), the dialog boxes for both are timed out and removed after 60 seconds, and the ejected user exits the App.
- When a presenter rejects the request, the ejected user exits the App and the dialog boxes shown to all presenters are removed.

Note: Currently, this feature is available only to App client users. To use this feature, it is necessary to upgrade your App client to the latest version.

