



Learning U43

A look forward...

- The following is intended to outline our general product direction. It is intended for informational purposes only and is not to be incorporated into any contract. It is not a commitment to deliver any material, code, or functionality, and should not be relied upon in making purchasing decisions.
- The development, release, and timing of any features or functionality described in this communication remains at the sole discretion of Saba and may change at any time, with or without notice.
- This information is shared under explicit non-disclosure agreements.

Copyright Information

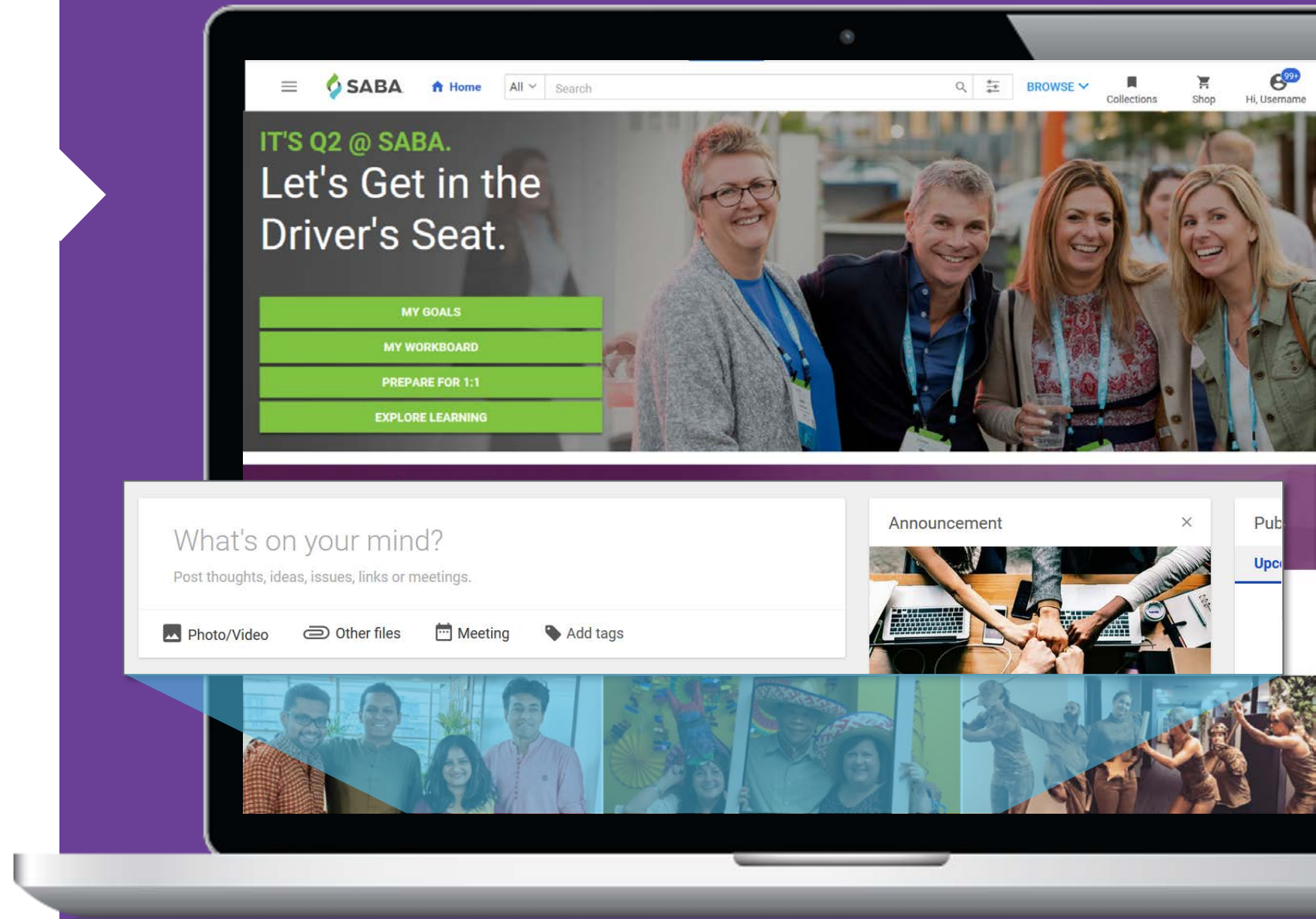
- Materials subject to change without notice
- Any upgrades you make may need new training and documentation
- Copying is prohibited in whole or part



MODERNIZED HOME PAGE

Simpler and more intuitive to
use

Modern and image-centric
experience



Our Strategy: Responsive Web App & Native Mobile App

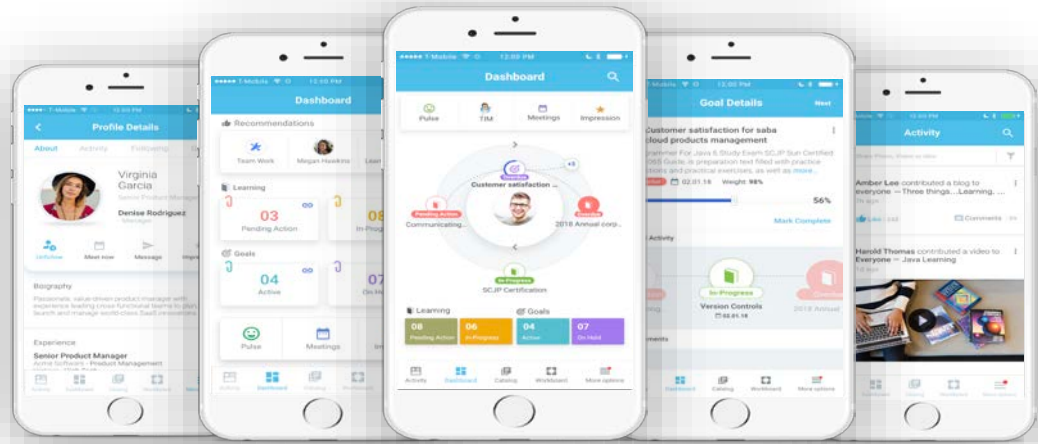
For mobile app we want “**just enough**” of end user feature and no distractions.

The native mobile app focuses on end user and manager consumption with a few administrative tasks like instructor desktop.

- Offline Content Consumption
- Scoped Access to Functionality
- Mobile Apps Advantage
- Shared Device Mode
- Secure Access
- Control
- PUSH Notifications
- User Preference





Responsive web app must address access to the entire application feature set on different device configurations



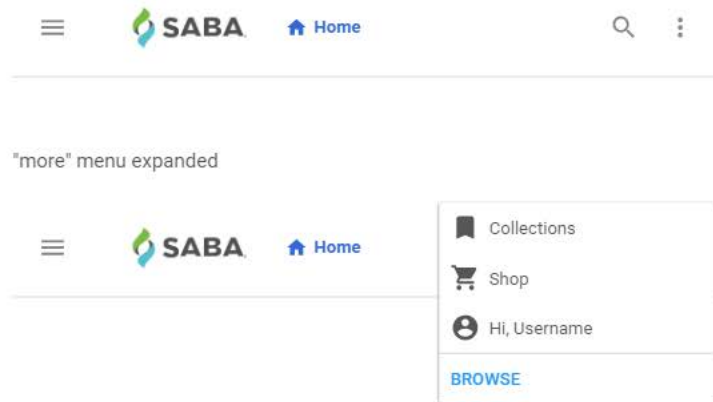
Responsive Header and Navigation



| | |
|-----------|--|
| What? | If new Home Page is enabled, the torque shell will also be enabled. |
| Why? | Adapts to multiple screen sizes and resolutions; "No Click to Pick" search; |
| Where? | Visible on almost all pages of web app |
| Key Notes | <ul style="list-style-type: none">• Header adjusts to various screen sizes • User can directly type into search without clicking • Waffle replaced by a Hamburger-style drop-down• More limited set of menu counters• Help moved to Profile Drop-Down• Updated Profile Card |

Responsive Header and Navigation

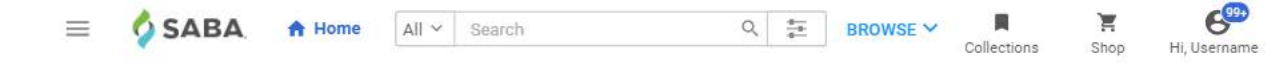
SM (568px)



MD (768px)



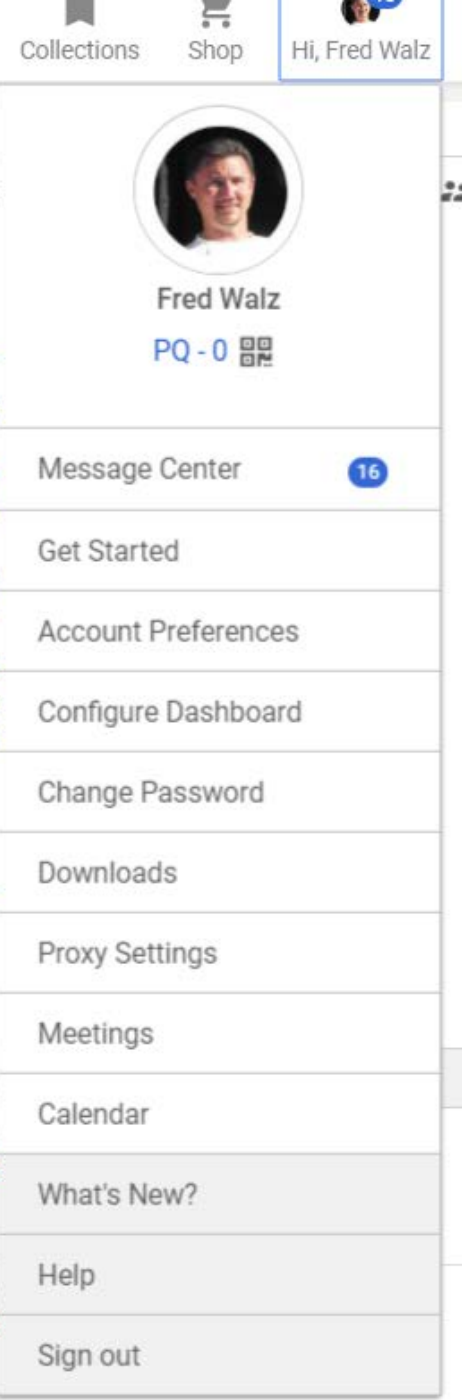
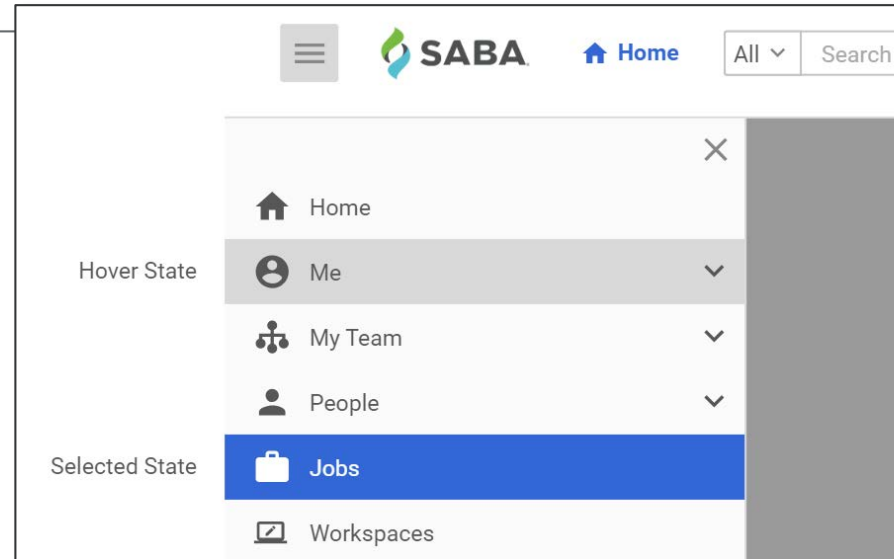
LG (1024px)



XL (1280px)



XXL (1920px)



Responsive Home Page



| | |
|-----------|---|
| What? | Responsive Home Page |
| Why? | Optimize Home Page to adapt to variety of screen sizes and resolutions Improve Home Page usability and customer value. |
| Where? | Visible on almost all pages of web app |
| Key Notes | <ul style="list-style-type: none">• Submit a support ticket to enable new Home Page• For one release, U43 will support old and new home pages. We will end support for the “legacy” home page with Update 44.• In U44, we will have additional portlet updates.• Responsive Home Page will require customer update of Canvas and Announcements portlet content – we will be posting best practices and templates.• Responsive Home Page will require latest browser versions, including IE11 |


Home Page design plans were based on extensive review of customer usage and input.


What were the use cases?


Were there clear trends?


What was valued?




What were the challenges?







DASHBOARD


Hi, Pat Rose

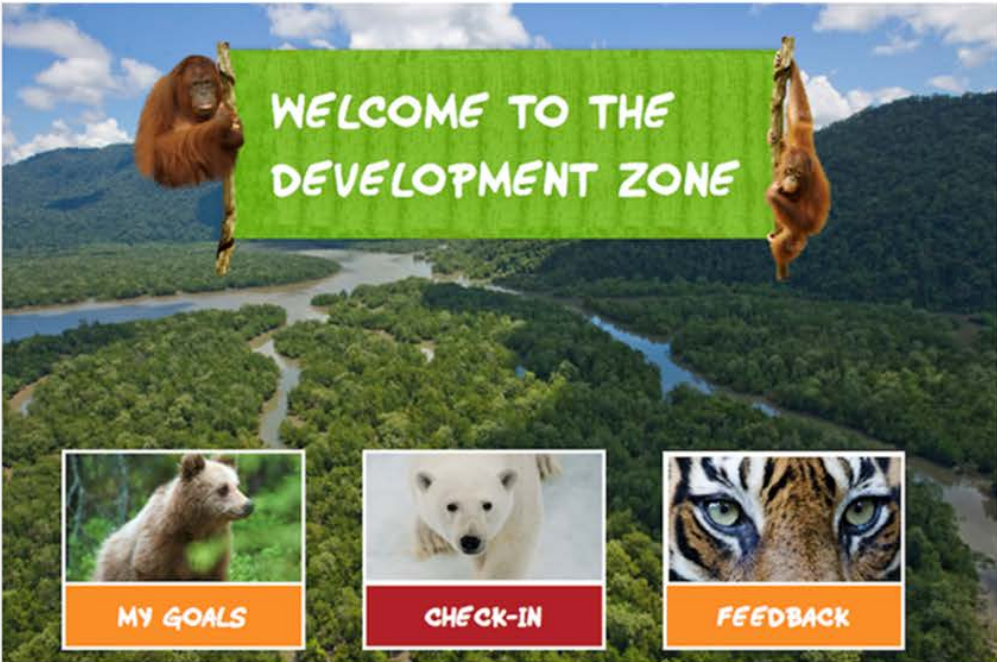

Browse


Pre-Update 43


Me


Personalize


EDIT SYSTEM CANVAS





MY GOALS


CHECK-IN



FEEDBACK


LEARNING CATALOGUE


MY DEVELOPMENT PLAN


PLAN SUMMARY

Goals & Objectives




Active 2
Completed 1

Skills Development




Below required level 7

Learning & Certifications



In Progress 6
Completed 6
Pending action 5

Reviews & Meetings






Completed reviews 10




GO TO PLAN

HOW'S IT GOING?

Me

Management

Company

What Customers Valued and Found Challenging

Customer Focused

- Highly configurable
- Can put own branding, wording, workflows especially via combination of canvas and pages.

"Client Centric"

- Branding, promotion, critical information for multiple audiences.
- One Platform; Many Entryways

"User Centric"

- Combining use of available portlets and Canvas, Customers are able to get users to important workflows of their choosing in one click
- One click to key tasks; no click to some tasks.

"Feels like one system"

- Canvas configuration allows smooth transition from Intranet to Saba Cloud

Mandatory landing page

- I can't turn home page off and direct users to specific page, or make it secondary
- Tough for a single-use customers

Unfocused, Overwhelming

- Can be confusing depending on how it is organized
- Too many options "I don't know what to do"

Canvas Creation

- Powerful but requires web development Skills / Money
- Everything happens "under the fold"

Portlet Issues

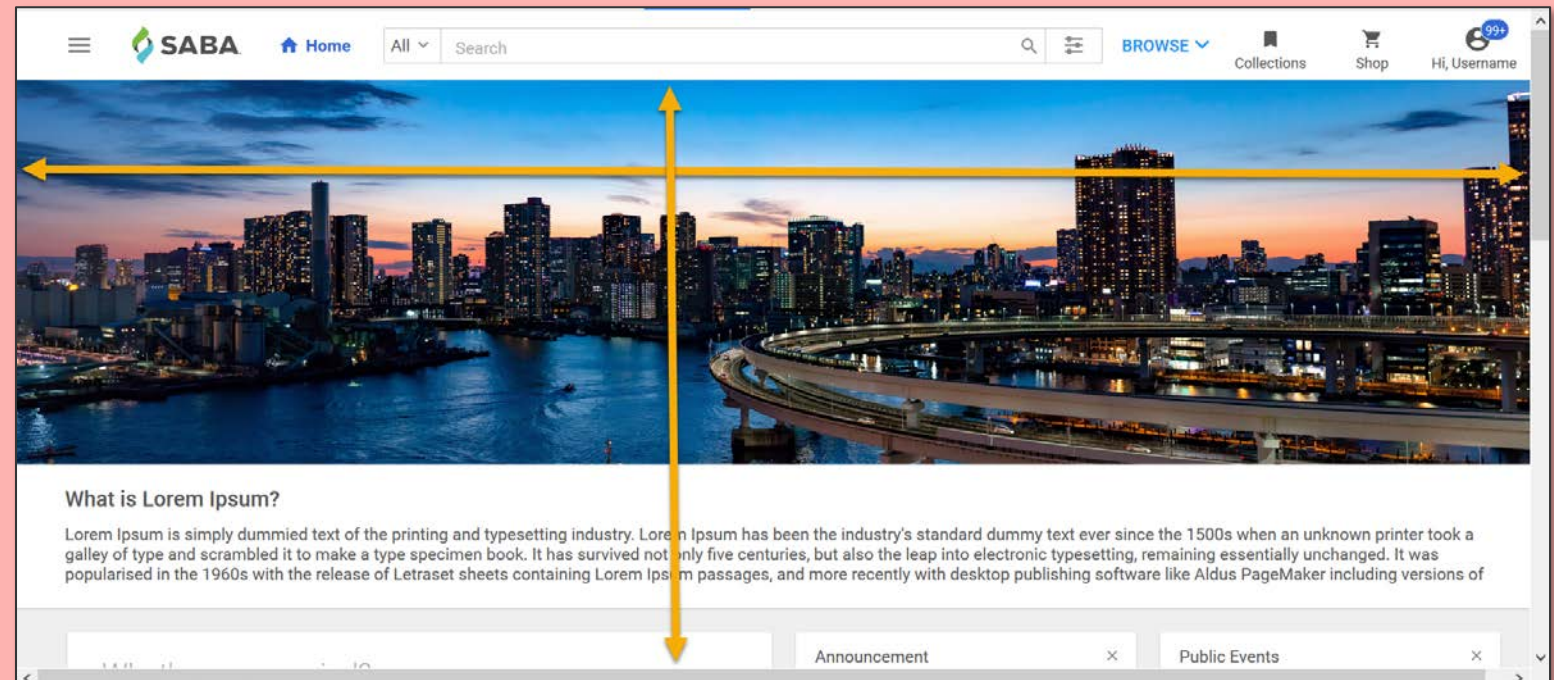
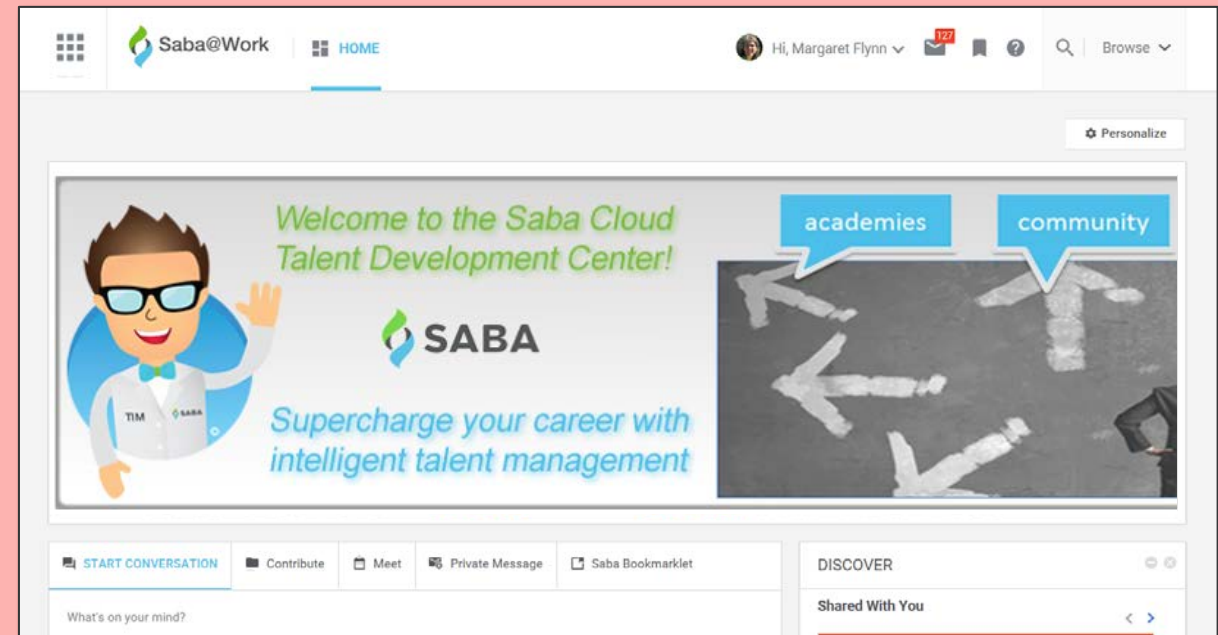
- i.e. My favorite group shows most used groups not my favorite groups
- 9 portlets for Ideas/Issue –duplication and redundancy

HOME PAGE - SHOWCASE THE CUSTOMER

Full Page - Canvas is Edge to Edge, Top to Customer's choice of bottom.

Clean - Homepage configuration options only show when needed.

Easy – Responsive Canvas Templates will be provided



IT'S Q2 @ SABA.
Let's Get in the
Driver's Seat.

MY GOALS

MY WORKBOARD

PREPARE FOR 1:1

EXPLORE LEARNING



Discover

Top Rated Learnings



SABA Cloud Introduction
Course

★★★★☆ Add to Plan



Certification Program for Saba Meeting 8
Certification

★★★★☆ Add to Plan



Company Ethics Certification
Curriculum

★★★★☆ Add to Plan



Company Ethics Certification
Curriculum

★★★★☆ Add to Plan



Company Ethics Certification
Curriculum

★★★★☆ Add to Plan

Completed Learning View All

Sollicitudin Ipsum Justo Sit Fermentum

My Learning View All

Aenean eu leo quam. Pellentesque ornare sem lacinia quam venenatis...








Configure Dashboard Mode

The screenshot displays the SABA | CONTENTQE dashboard interface. At the top, there is a navigation bar with the SABA logo, 'CONTENTQE', and a 'Dashboard' link. A search bar and a 'Browse' button are also present. Below the navigation bar, a dark overlay contains configuration controls: a 'ME' dropdown, 'ADD PORTLETS' and 'ENABLE PORTLETS' buttons, and 'CANCEL', 'RESET', and 'SAVE' buttons. A 'Browse' button is also visible in the top right of the overlay. The main dashboard area shows two portlets: 'Announcements' and 'Browse'. A user profile card for 'Hi, John Doe' is visible in the top right corner. A dropdown menu is open on the right side of the dashboard, showing options: 'Get Started', 'Account Preferences', 'Configure Dashboard', and 'Change Password'. Two arrows point from the 'Configure Dashboard' option in the dropdown to the 'Configure Dashboard' button in the overlay.



- Configure Dashboard is available if user has rights.
- When not in use, configuration will not take up valuable space on the Home Page.
- Portlet opens show as little cards – much clearer how to enable and add.

Portlet Changes - Learning

My Learning

| | | | | | |
|---|---|--|---|---|---|
|  |  |  |  |  |  |
| North-Eastern Wildflowers In Progress  | Bowling by Charlie In Progress | Success in Business 101 Pending Registration | Hiring the Right People Pending Registration | Big Data Marketing Pers... In Progress | Consumable Outside Cer... In Progress |
| Due: 04/24/2018 Go to Plan | Due: 04/29/2018 Go to Plan | Due: 08/31/2018 Go to Plan | Due: 09/06/2018 Go to Plan | Go to Plan | Go to Plan |

- Discover – New Ribbon covering same options as My Learning
- Completed Learning – Now sorts by 5 most recent
- Activity Stream

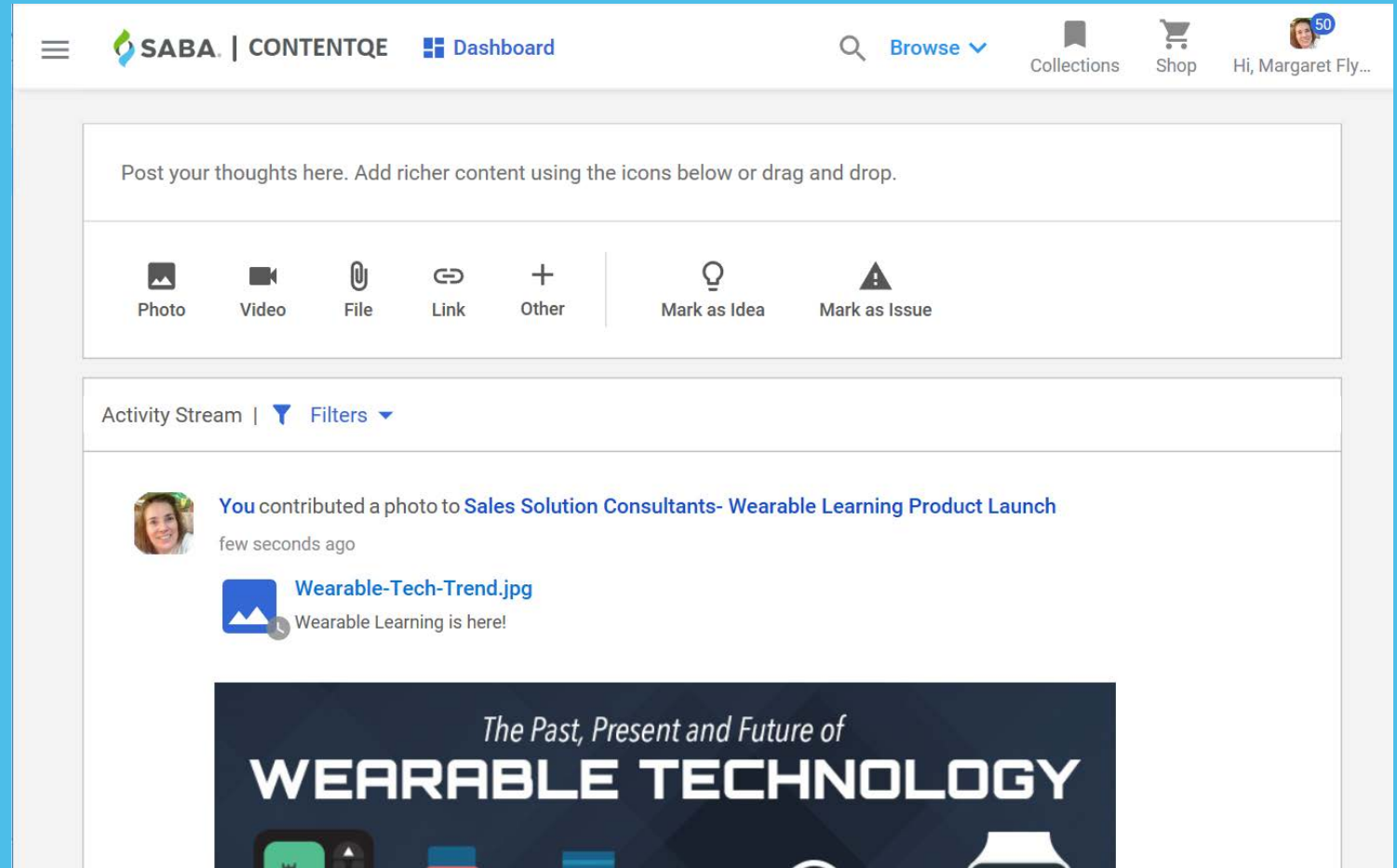
| Completed Learning | | | × |
|---|--|------------------------------|------------------------------|
|  | Introduction to LEED Certification Web-Based | Successful On: 12/17/2018 | VIEW DETAILS |
|  | TED Videos Course The course has been completed externally. | Successful On: 09/12/2018 | |

LEARNING IS DOING

Streamlined Contribution and
Activity Stream

Supports **drag/drop** and **paste**.

Improved smart filtering.



Fresh Contribution Panel

| | |
|-----------|--|
| What? | Updated Contribution Experience on the New Home Page |
| Why? | Modern Contribute and Consume Experience |
| Where? | New Home Page |
| Key Notes | <ul style="list-style-type: none">• Responsive Portlet• No click to contribute both discussions and resources• For convenience resource titles default in from filename. Can be changed.• Drag / Drop option for Resources• The first 80 characters of the text will be considered as a title for a discussion, idea, and issue. No need to “click to add more.”• Only available on new torque home page. Will not impact activity streams in groups or under shared resources until those pages are redone.• This is Phase1 for Contribution panel where we wanted to focus on achieving parity with “legacy” activity stream. Phase2 will include address new functionality including emoticons, @mentions, hashtagging, as well as additional contribute options. |

Fresh Activity Stream

| | |
|-----------|--|
| What? | Updated Activity Stream on the New Home Page |
| Why? | Modern Contribute and Consume Experience |
| Where? | New Home Page |
| Key Notes | <ul style="list-style-type: none">• Responsive Portlet• Super fast postings• Alert of New Posts while you are scrolling• Better surfaces actions like rating so user does not need to click to details page.• Only available on new torque home page. Will not impact activity streams in groups or under shared resources until those pages are redone.• This is Phase1 for Activity Stream where we wanted to focus on achieving parity with "legacy" activity stream. Phase2 will include address new functionality including emoticons, @mentions, hashtagging, as well as additional contribute options. |

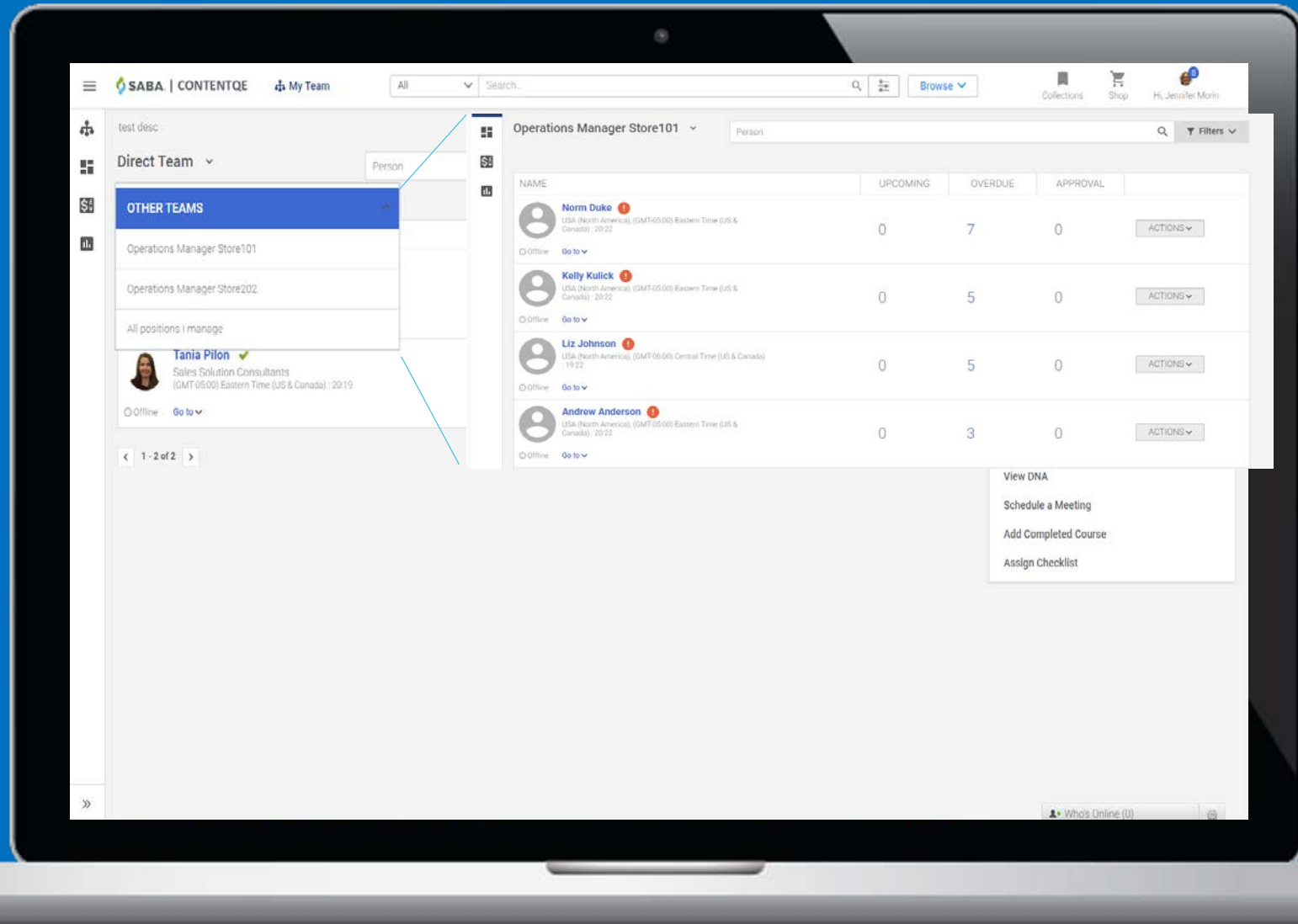
NEW WORLD OF WORK

Uses Position Management

Better support for modern
org structures

Better support for complex
org structures – e.g. Retail,
Dealerships and Healthcare

Better line of sight for
managers into the business
beyond direct team



New World of Work

| | |
|-----------|---|
| What? | New Named Queries for Position Managers |
| Why? | Retail, Healthcare and Dealerships are requiring the ability to support individuals reporting into different organizations performing like or different jobs |
| Where? | Admin > System > Manage Notifications > Events |
| Key Notes | <ul style="list-style-type: none">• Two new named queries<ul style="list-style-type: none">• Position Incumbent of a Parent Position marked Primary• Position Incumbent of a Parent Position marked Interim• Available in all Course Due in notifications initially |

New World of Work

| | |
|-----------|---|
| What? | Update to Role Analysis |
| Why? | Retail, Healthcare and Dealerships are requiring the ability to support individuals reporting into different organizations performing like or different jobs Previously the learner had to apply a filter to see Optional Roles assigned to them |
| Where? | Me > Role Analysis |
| Key Notes | <ul style="list-style-type: none">• Business Rule to allow this view must be enabled Admin > System > Configure System > Foundation > Role |

ENHANCEMENTS TO SIMPLIFIED COURSE CREATION

Catalog Admins can now add
a Domain as part of the
Template Criteria

Local Catalog Admins will now be
able to:

- Discontinue a Course
- Add their own Course Number

The screenshot displays the SABA | CONTENTQE course creation interface. The top navigation bar includes the SABA logo, a search bar, and user information. The main content area is divided into sections: 'BASIC DETAILS', 'COURSE OTHER INFORMATION', and 'DELIVERY MODE OTHER INFORMATION'. The 'BASIC DETAILS' section includes a course image placeholder, a title field, a description field with a rich text editor, a duration field (HH:MM), a discontinued from date field, and a course ID field. A blue callout box highlights the 'Discontinued From' and 'Course ID' fields. The 'COURSE OTHER INFORMATION' section includes a 'C. Date, Protect' field. The 'DELIVERY MODE OTHER INFORMATION' section includes a 'Custom' field. The interface is clean and modern, with a white background and blue accents.

Simplified Course Creation

| | |
|-----------|---|
| What? | Enhancements to the Simplified Course Workflow |
| Why? | Customers continue to ask for more features and specifically three: <ul style="list-style-type: none">• Use their own Course Numbering• Discontinue courses no longer required• Add a Default Domain to a Course Template |
| Where? | Me > Courses I Manage Admin > Learning > Manage Learning Catalog > Course Template |
| Key Notes | <ul style="list-style-type: none">• Course numbering is available no matter what template is used• Catalog Admin can determine if the Discontinue Date is Visible or not to the admin via a Template |

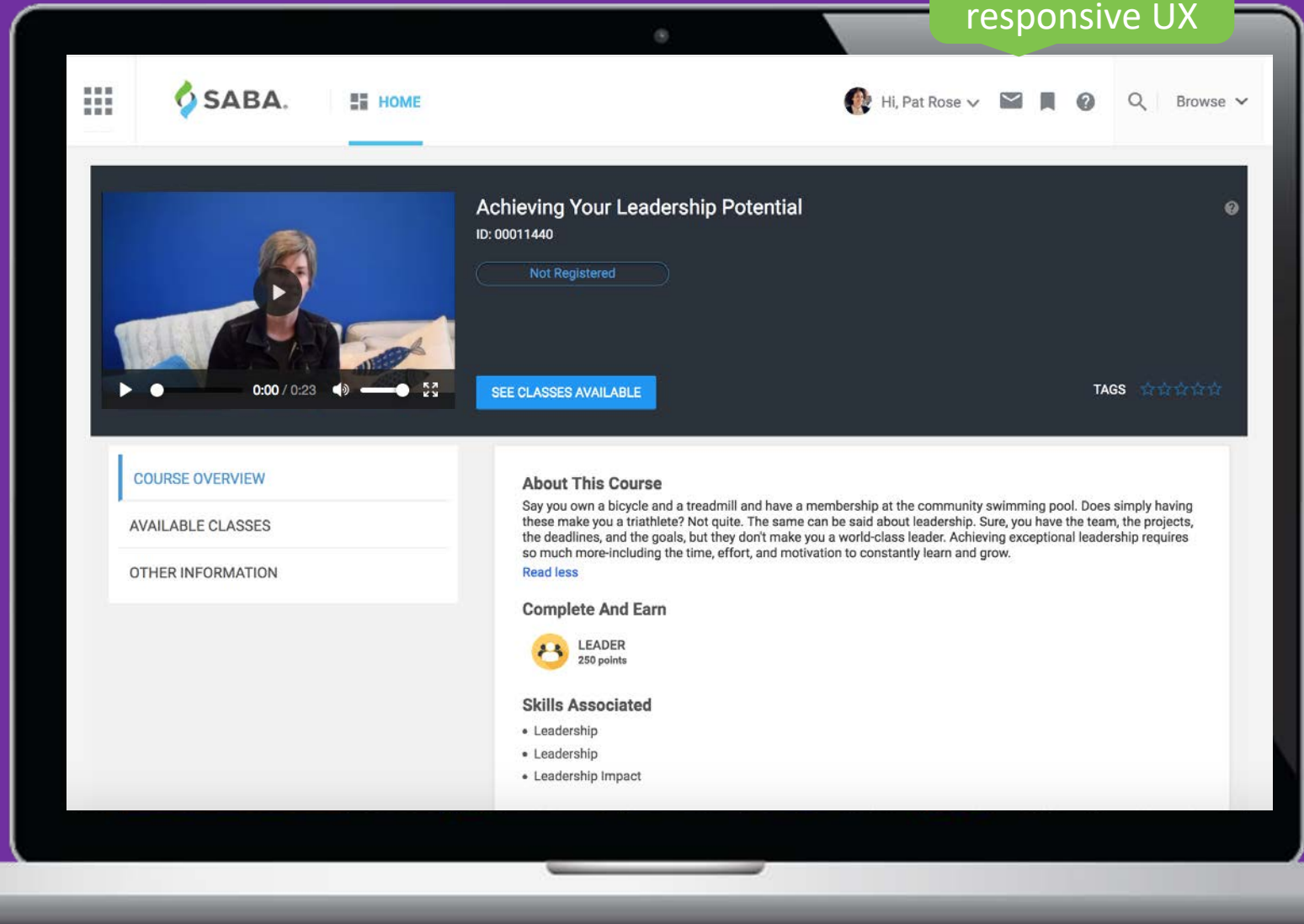
REFRESHED COURSE DETAILS (2)

Modern and intuitive UX

More interactive and engaging course experience

Easier to discover relevant learning


Refreshed & responsive UX



Refreshed Course Details Page - Continued

| | |
|-----------|--|
| What? | All new Course Details Page Supporting Additional Statuses for WBT |
| Why? | Customers have been asking for a more intuitive Next Generation user experience when viewing Course and Class Details |
| Where? | Visible to Learners from: Course Details Deeplink; Search, Browse and My Plan when clicking on Course Details |
| Key Notes | <ul style="list-style-type: none">• Phase I in U42 supported only two statuses for all deliveries<ul style="list-style-type: none">• Not-enrolled & Not-enrolled Assigned• Phase II support all statuses for WBT Only<ul style="list-style-type: none">• Activity Launch is not supported as not all actions have been re-coded to Angular• Addresses over 10 community enhancement ideas to include:<ul style="list-style-type: none">• Provide greater visibility to Course Attachments• Show more than 2 classes and improved filtering• This will have to be enabled by an Admin via a BR under Learning>Learning Beta<ul style="list-style-type: none">• IT WILL ONLY BE AVAILABLE ON NON-PRODUCTION |

Refreshed Course Details Page



Success in Business

ID: 00067688

Pending Registration

Due on: 02-SEP-2018
10 days remaining

Assigned by: FW Success In Business

SEE CLASSES AVAILABLE

TAGS ☆☆☆☆☆

COURSE OVERVIEW

ADDITIONAL COURSE MATERIAL

AVAILABLE CLASSES

OTHER INFORMATION

About This Course

In this course, you will learn about the new Course and Class Details page being delivered by Saba in U42. This new.....

[Read more](#)

Additional Course Material (2)

- Syllabus: For a complete outline of the subjects in this course, please refer to this document.
[Success in Business.docx](#)
- Pre_course Materials: Please complete this material prior to attending the class.
[Pre_Course Material.docx](#)

Available Classes (13)

Filters

All Languages All Locations Available from All delivery types

New Class Delivery Business Rule

| | |
|-----------|---|
| What? | Closing one of the most voted community ideas to prevent the delivery of a class when attendance has not been addressed |
| Why? | Prevent registrations from being left in not evaluated after class delivery |
| Where? | Admin > System > Configure System > Services > Learning > Catalog > Classes |
| Key Notes | <ul style="list-style-type: none">• Upon enabling this system wide BR, admins will no longer be able to deliver a class if one or more registrations on the roster are still in a not evaluated status• A warning message will be provided to the Admin informing them they need to resolve all the registrations. |
| | <div>Prevent delivering a class if any learner session is incomplete for the class.</div> <div>If this setting is enabled class can be delivered only when all sessions for all learners of the class are marked as completed. This includes virtual session also. This is system wide setting</div> <div><input checked="" type="radio"/> On <input type="radio"/> Off</div> |

Checklist Enhancement

| | |
|-----------|---|
| What? | Additional configuration option to allow the admin to require an evaluator enter a comment before they can complete the Checklist |
| Why? | Customers and prospects want to require comments from the evaluators |
| Where? | Admin > Learning > Manage Learning Catalog > Checklists |
| Key Notes | <ul style="list-style-type: none">• Admins can not only require the overall comment be provided but comments at the Task as well. |

Ability to Remove a Tag on a Course

| | |
|-----------|---|
| What? | Prior to this release users could add any Tag they would like and the Admin had no control |
| Why? | Users would apply inaccurate or inappropriate Tags to courses and Admins were unable to remove them |
| Where? | Admin > System > Manage Security > Security Role > Tag |
| Key Notes | <ul style="list-style-type: none">• Super User by default will be given New, Edit, Delete• If the customer wants other admins to have this authority they can enable Delete on this component for this role• The Admin can perform this by simply searching for the course from the Global Search, clicking on the "+" sign and simply entering the name of the Tag in the box and clicking Remove or Edit. |

Hide session-based classes from recommendations

| | |
|-----------|---|
| What? | With this update, Saba Cloud provides control over whether or not session-based classes are included in recommendations for a certification or curriculum when a user clicks register. |
| Why? | When users registered for a certification or curriculum, Saba Cloud displayed recommended classes that would help them acquire the certification or curriculum. If the recommended classes were only session-based such as ILT's, then users enrolled for them without realizing that they would have to attend the class. |
| Where? | Admin > System > Configure System > Services > Learning > Certifications/Curricula |
| Key Notes | <ul style="list-style-type: none">• This business rule is on by default.• When enabled and there are only session-based classes available, Saba will recommend a class in the learners location for the course.• When this BR is disabled only self-paced courses are recommended. If there are only session-based classes available, they will not be recommended and thus require the learner to view the class list manually.<ul style="list-style-type: none">• When clicking view classes, the classes are sorted by date and not by location. |
| | <p>Include session-based classes as recommendations on the Certification/Curriculum detail pages</p> <p>If enabled, then session-based classes are included in recommendations on the Certification/Curriculum detail pages. This setting is not domain aware.</p> <p><input type="radio"/> On <input checked="" type="radio"/> Off</p> |

Saba Cloud Customer Community

<http://community.sabacloud.com>

Saba Online Help
Education & Training

Documentation

Product Discussion Group

Saba Events

