

What's New

**Saba Cloud Mobile App | Update 40
(Saba Cloud Update 48) | Nov 2020**



Published: 10/27/2020

Part Number: WN-MOBI-U40

Contents

Limitations on Warranties and Liability.....	v
New features at a glance by functional area.....	vii
 Chapter 1: Learning.....	 9
SCORM 1.2 content having pop-up windows are now supported for mobile.....	10
Launch Learning Tools Interoperability (LTI) content.....	10
 Chapter 2: Performance.....	 13
Enhancements to Goals.....	14
 Chapter 3: Meeting.....	 17
Attend virtual classroom sessions.....	18
 Chapter 4: System.....	 19
Date and time formats.....	20
Set a workspace as a landing page.....	20
Workspaces - Improved UX.....	21
Video compression.....	26
Support for additional locales.....	27

Notice

Limitations on Warranties and Liability

Saba Software, Inc. reserves the right to make changes in information contained in this document without notice.

In no event shall Saba or its suppliers be liable for any damages whatsoever (including, without limitation, damages for loss of business profits, business interruption, loss of business information, or any other pecuniary loss) arising out of or relating to this documentation or the information contained in it, even if Saba has been advised of the possibility of such damages and whether arising from tort (including negligence), breach of contract or otherwise.

This document may only be reproduced and distributed in whole for use by licensed users. No part of this document may be reproduced in any form for any other purpose without the prior written consent of Saba Software, Inc.

The software described in this documentation is copyrighted and is confidential information and a proprietary product of Saba Software, Inc.

U.S. GOVERNMENT RESTRICTED RIGHTS. If licensee is the United States Government or any contractor thereof, all licenses granted in the License Agreement accompanying this product are subject to the following: (i) for acquisition by or on behalf of civilian agencies, as necessary to obtain protection as "commercial computer software" and related documentation in accordance with the terms of this Commercial Software Agreement as specified in 48 C.F.R. 12.212 of the Federal Acquisition Regulations and its successors; (ii) for acquisition by or on behalf of units of the Department of Defense ("DOD") as necessary to obtain protection as "commercial computer software" and related documentation in accordance with the terms of this commercial computer software license as specified in 48 C.F.R. 227-7202-2 of the DOD F.A.R. Supplement and its successors.

Saba and the Saba logo are registered trademarks of Saba Software, Inc. and Saba product names are the trademarks of Saba Software, Inc. All other product names mentioned in this manual are the property and may be trademarks or registered trademarks of their respective owners, and are used for identification purposes only.

© 2020 Saba Software, Inc. All rights reserved.

New features at a glance by functional area






This Saba Cloud mobile app update supports the following versions of operating systems:






- iOS
 - OS - 12.0 and above
 - App - 2.2.0
- Android
 - OS - 5.0 and above
 - App - 2.2.0

The table below summarizes the list of features introduced in the release and their potential impact.

Note: Enabled by default does not necessary imply that the feature is immediately available to your users. It may require a user with an appropriate administrator role to turn on applicable functionality, setting, and so on.

Table 1: Summary of features

Functional area	Feature	Enabled by default?	Admin setup required	Support ticket required	Affected audience
Learning	SCORM 1.2 content having pop-up windows are now supported for mobile				Learning admin End user
	Launch Learning Tools Interoperability (LTI) content				Learning admin End user
Performance	Enhancements to Goals				End user
Meeting	Attend virtual classroom sessions				End user

Functional area	Feature	Enabled by default?	Admin setup required	Support ticket required	Affected audience
System	Date and time formats				End user
	Set a workspace as a landing page				End user
	Workspaces - Improved UX				End user
	Video compression				End user
	Support for additional locales				End user

Chapter

1

Learning

Topics:

- [SCORM 1.2 content having pop-up windows are now supported for mobile](#)
- [Launch Learning Tools Interoperability \(LTI\) content](#)

This section includes following topics that will guide you through new features and improvements under Learning.

SCORM 1.2 content having pop-up windows are now supported for mobile

Prior to this update, there were issues with launching SCORM 1.2 content that used to open in a pop-up window via the mobile app.

This update now supports pop-up windows. You can now launch the SCORM 1.2 content (that opens in a pop-up window) via the mobile app, just as you do in the web. When you click **Launch** for any SCORM 1.2 content (that shows content in a pop-up window), you will see a pop-up window that will display the content.

Note: This only works for content that is not downloaded but directly launched using the **Launch** button.

It is therefore advisable to enable **Manage Content > Content Library > <SCORM package> > Content Details > Disable Download for Mobile App** option from the Saba Cloud web application. When you enable this option, you will not be provided a download button in the Saba Cloud mobile app for downloading SCORM content. Online content launch will continue to be supported.

Launch Learning Tools Interoperability (LTI) content

Prior to this update, the mobile app did not support launching LTI content from the app. Such content was listed in the app but without the launch button and indicated **Not Device Compatible**.

This update now supports launching LTI content from the app. You now see the **Launch** button to launch the content.

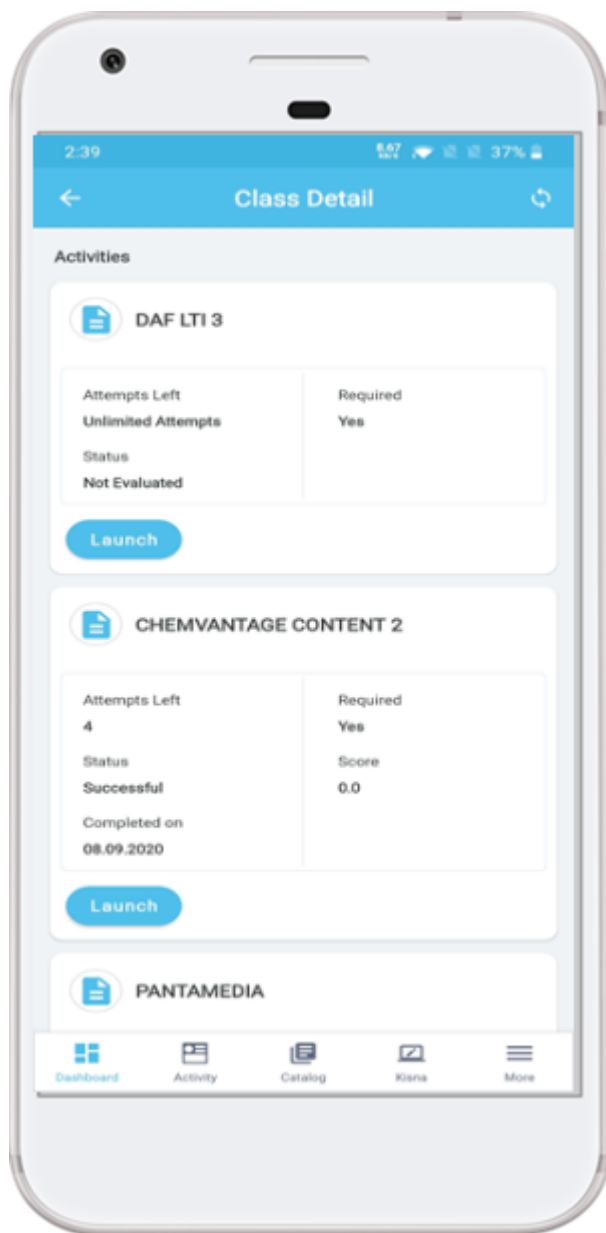


Figure 1: LTI content

Chapter

2

Performance

Topics:

- [Enhancements to Goals](#)

This section includes following topics that will guide you through new features and improvements under Performance.

Enhancements to Goals

In this update, when you create a goal the Goals screen will now capture:

- Start Date

Note: By default, it shows the current date.

- Visible To: This allows you to select who can access this goal.
- Exclude from Reviews

The image shows a mobile application interface for adding a new goal. The screen is titled 'Add New Goal' with a back arrow and a 'SAVE' button. The form contains the following fields and options:

- Title:** A text input field.
- Category:** A dropdown menu with 'Customer Satisfaction' selected.
- Start Date:** A date picker showing '2020-08-04'.
- Due Date:** A date picker showing '2020-08-04'.
- Visible to:** A dropdown menu with 'Everyone' selected.
- Exclude From Reviews?:** Two radio buttons, 'No' (selected) and 'Yes'.
- Weight:** A text input field.
- Running Total:** A grey bar at the bottom of the form showing '104%'.

The bottom navigation bar includes icons for 'Dashboard', 'Activity', 'My Team' (highlighted), 'Catalog', and 'More'.

Figure 2: Goals

Exclude from Reviews has two options: Yes or No. If you select No, the review list screen appears. You can choose multiple or all reviews from the listing.

Note: If you are a manager, you will be able to update the **Goal Weight** in the review list screen.

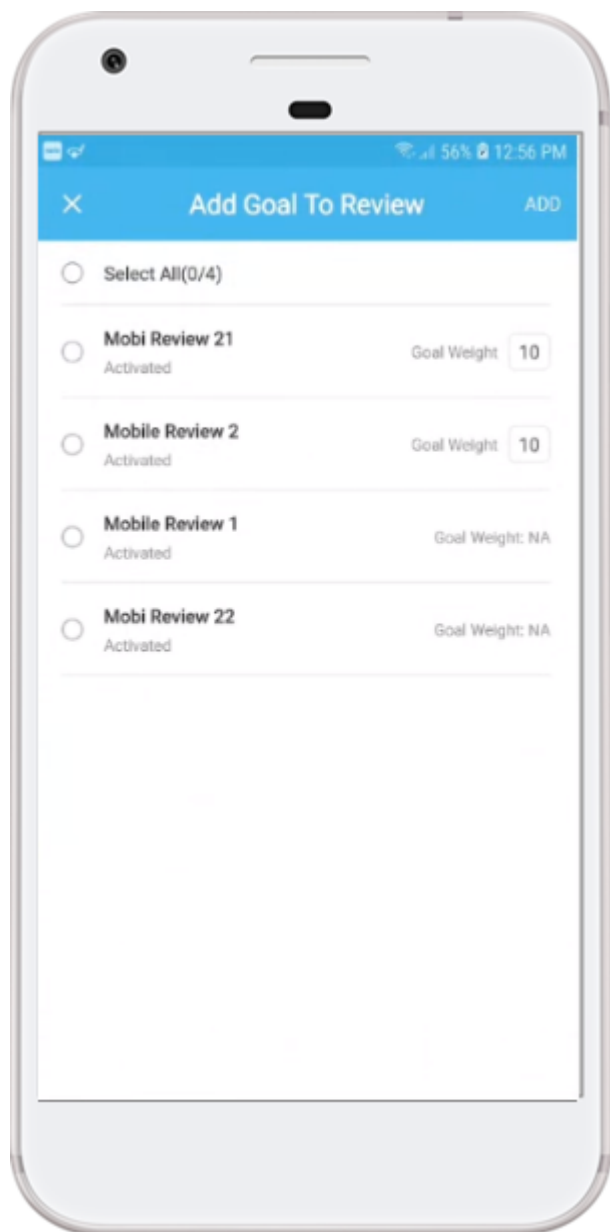


Figure 3: Goals - Review list

In addition to this, you can now control the visibility of the following fields by configuring the appropriate settings under **Performance > Goal Configuration > Attributes** in the Saba Cloud web application:

- Description
- Visible To
- Goal Activities (shown as Related Learning in the mobile app)

Chapter

3

Meeting

Topics:

- [Attend virtual classroom sessions](#)

This section includes following topics that will guide you through new features and improvements under Meeting.

Attend virtual classroom sessions

Prior to this update, it was not possible to attend a virtual classroom session from the Meetings tab.

In this update, for the virtual classroom the app now provides a button called **Access** for the participants under the Meetings tab. Clicking Access redirects you to the respective class details page.

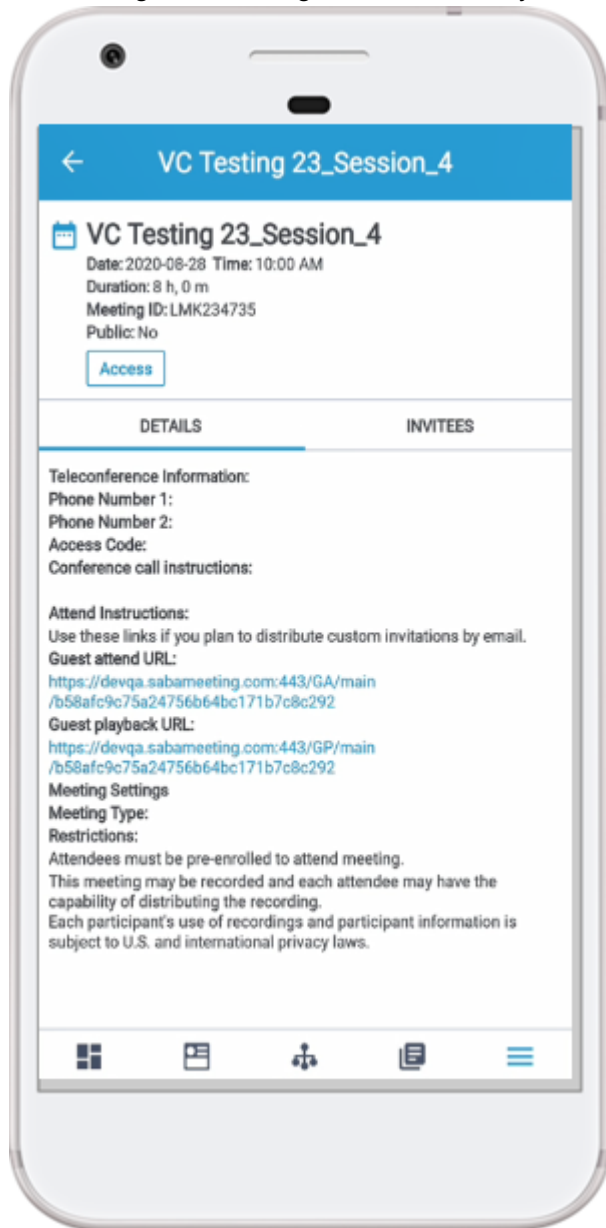


Figure 4: Access button

In addition to this, there is one more change:

- **Schedule Meeting** under the **Meetings** tab and **Meet Now** under **Profile** will only be visible when the user has create or schedule meeting privileges.

Chapter

4

System

Topics:

- [Date and time formats](#)
- [Set a workspace as a landing page](#)
- [Workspaces - Improved UX](#)
- [Video compression](#)
- [Support for additional locales](#)

This section includes following topics that will guide you through new features and improvements under System.

Date and time formats

Prior to this update, the date and time formats were not the same through out the mobile app.

In this update, the date and time is now formatted as per the user's locale through out the app. This makes the date and time format consistent with the Saba Cloud web application.

In addition to this, the **Show session time in learner time zone** setting is honored for ILT, VC and the Blended services available under **Configure System > Services**:

- Learning > Classes > ILT Class
- Learning > Classes > Blended Class
- Learning > Classes > Virtual Class

When this setting is ON, the date and time is shown as per the learner's timezone, otherwise the date and time will be shown as per the class location's timezone.

Set a workspace as a landing page

Prior to this update, it was not possible to set a workspace as a landing page.

In this update, you can set a workspace as a landing page.

1. Tap on **More > Workspaces** to view and access your workspaces.
2. Open any workspace to view the **Workspace Details** page.
3. Tap on the **More > Set as landing page** option.

Note: If **Enforce site level landing page** is false, you can set a workspace as a landing page.

After you set the workspace as the landing page, if **Enforce site level landing page** is set to true then whatever page is selected as the landing page by the admin on the web application becomes the landing page.

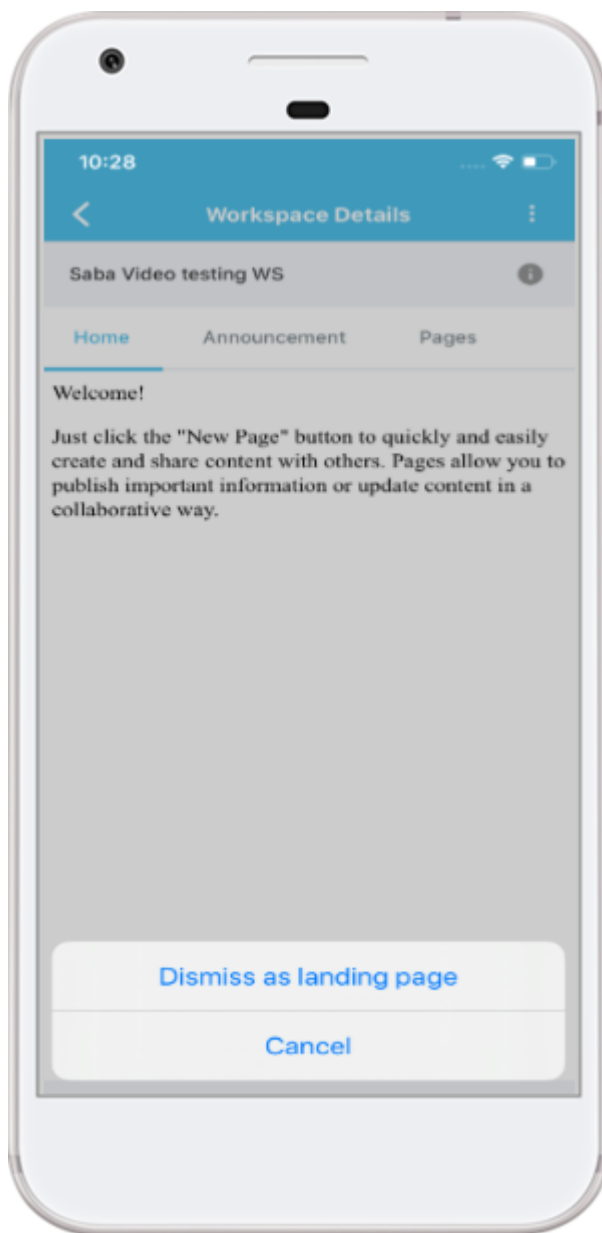


Figure 5: Workspace Details page

After a workspace is set as a landing page, to reset the workspace as a landing page, tap on the **More > Dismiss as landing page** option. After you reset the workspace as a landing page or disable the workspace service, the dashboard will be set as the landing page for that workspace.

The workspace that you set as the landing page also appears under **Settings > Landing Page**.

Workspaces - Improved UX

This update brings the following changes to the Workspaces listing and details screen (**More > Workspaces**) that will help improve the user experience:

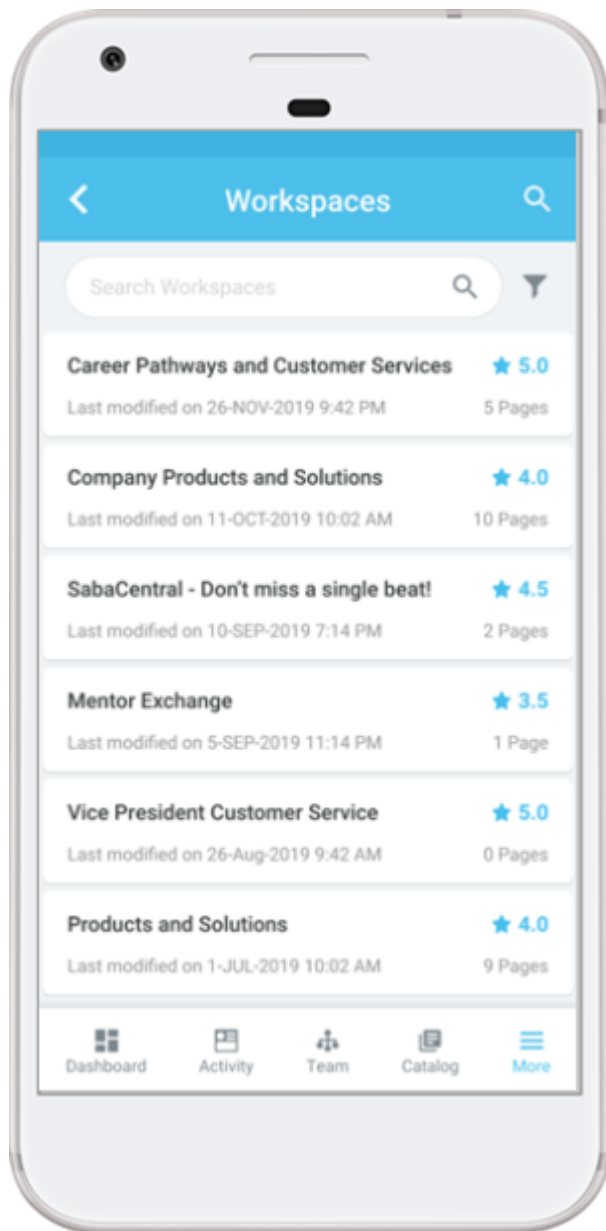


Figure 6: Workspaces

- The Workspaces screen now has an improved list with features like:
 - Pagination
 - Search (along with global search option)
 - Sort by:
 - Recently Added
 - Recently Modified
 - Most Popular
 - A-Z
 - Z-A
 - Filter such as:
 - All
 - My Workspaces

- I own
- I am a contributor
- I am a group contributor

Note: This option is visible only when the Groups service is enabled on the web application.

- Pull to refresh support

On a phone the Workspaces screen shows a single column list and on a tablet (landscape mode), it shows a two column list.

- The Workspaces screen will now list all the workspaces that are available on the web application under both **Workspaces** and **Me > Workspaces**
- All of the Workspaces module in the app now has a consistent UI:
 - Home
 - Announcement
 - Pages
 - Child workspaces
 - Workspace Info (This is a new page)

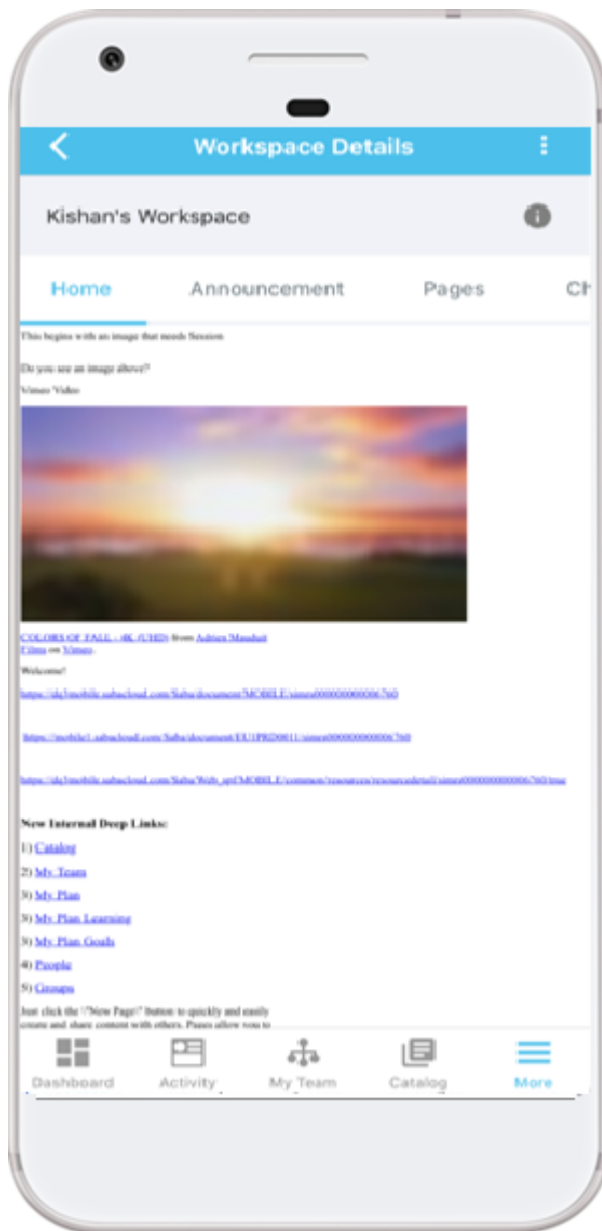


Figure 7: Workspace Details

- A new page called **Workspace Info** is now available. This page provides the following details:
 - Workspace name
 - Rating
 - No of pages
 - Last modified date
 - Author
 - Co-owner
 - Contributor

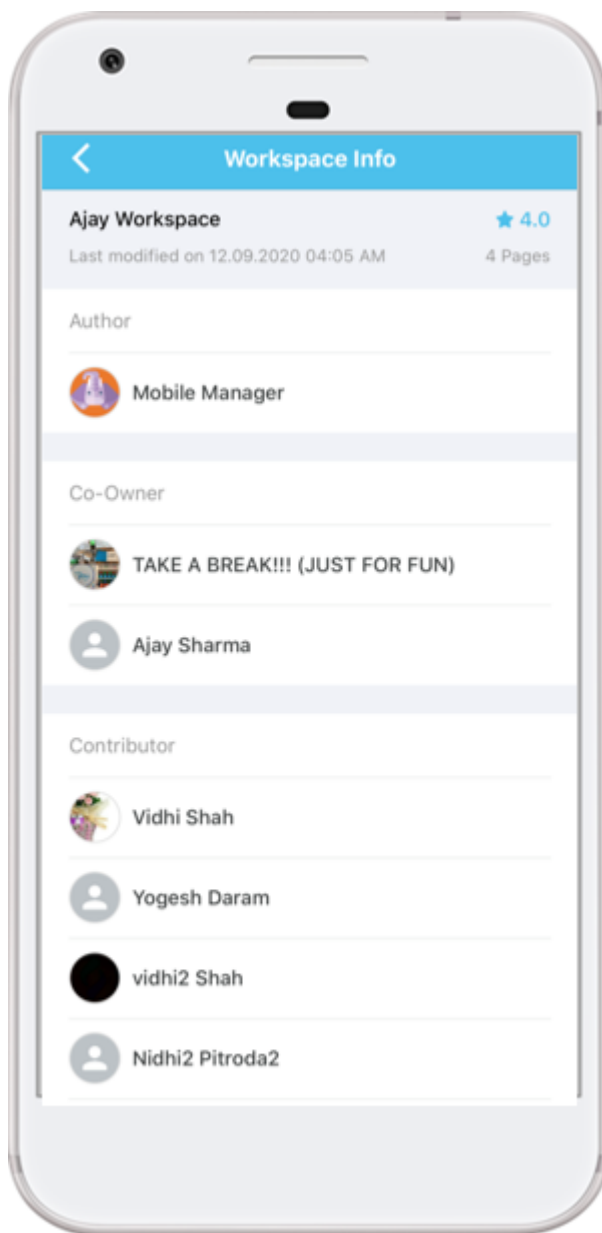


Figure 8: Workspace Info

- A new page called **Page Info** is now available. This page provides the following details:
 - Page name
 - Rating
 - Published by date information
 - Author
 - Editor
 - Viewer

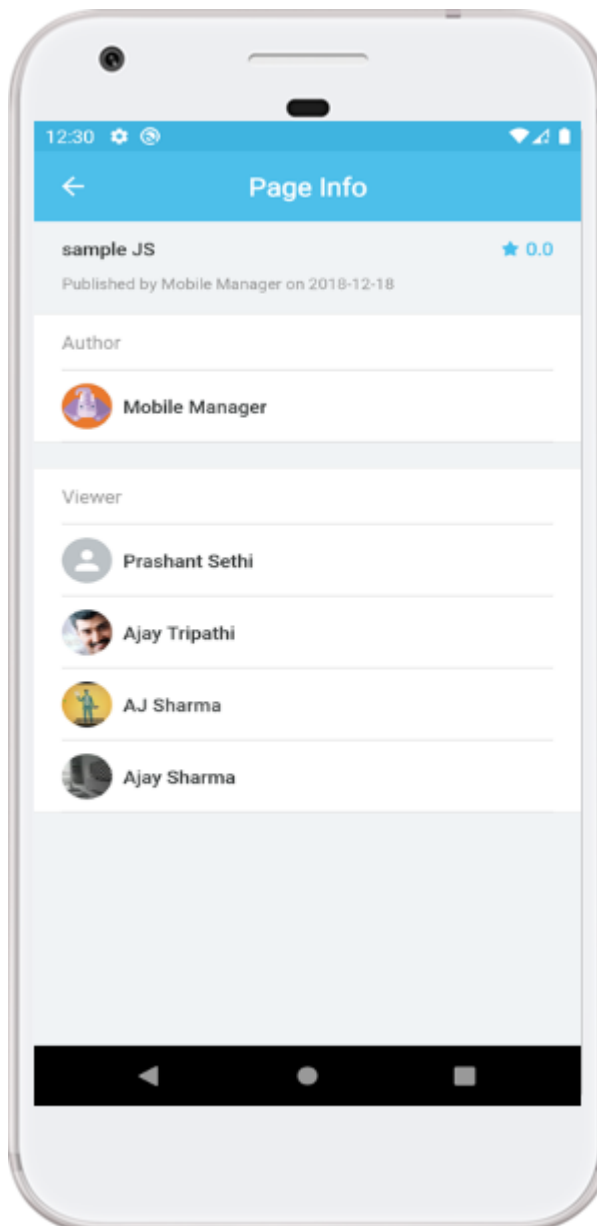


Figure 9: Page Info

Video compression

Note: This feature is available only on Android devices.

This update enables compression for videos that are uploaded from the mobile device. Compression is applied only to:

- File (as a Video) and Saba Video
- Videos that are available on the device. Videos shared from another site such as Google Drive will not be considered.
- Videos larger than 30MB with a bitrate greater than 400 kbps.

By default compression is enabled for the videos that are uploaded. You can disable the compression using the app under **More > Settings > Video Compression**.

In addition, the video size limit that was earlier 16MB has now increased to 30MB.

Support for additional locales

Saba Cloud Mobile App now supports the following additional locale:

- Dutch - nl_NL

